

















## Cherry Class – Home Learning Grid for English

<p>Write a list of instructions on how to complete a task/activity of your choice. You might like to think about 'How to make a cake' or 'How to brush your teeth'. Remember to use time words first, next, then and finally as well as BOSSY words such as put, chop, fill etc.</p>	<p>Choose an animal, research and create a fact card about this animal. You could write a guide on how to look after your animal.</p> 	<p>Find as many different types of instructions as you can around your house – count how many you can find.</p> 	<p>Create your own mini book about you! You could include pictures, drawings and copies of things that are important to you. You could start from when you were just a baby.</p>
<p>Practice these words at home. Write each word in a sentence.</p> <p>write, written, wrote, wrong, wrap, wrist, wreck, wrestle, wriggle.</p>	<p>Choose your favourite character from a book. Can you draw a picture of them? Can you write some super descriptive sentences about them?</p> 	<p>Think of 5 differences between Summer and Winter and draw or write about them.</p> 	<p>Choose a favourite story. Write about what happens in the story in your own words and draw a picture to illustrate your writing.</p>
<p>Write a diary for a week. Please include: things you did, if you went anywhere interesting and describe what you saw.</p>	<p>Create a miniature magical door for your bedroom at home What exciting adventures happen behind the door.</p>	<p>Choose a parent and teach them what an ADJECTIVE is. Tell them they must write 3 sentences with a compound word and circle the compound words they use. (Make sure you mark it)</p>	<p>Write a story about a friendly dragon who is lonely and wants to find some friends.</p> 

## Cherry Class – Home Learning Grid for Maths

<p>Practice telling the time. Use these words: O'clock Half past Quarter past Quarter to</p> 	<p>Make your own tens and ones using straws, tooth pics, pencils (or anything else you can think of which you can make into bundles of ten). Make your own tens and ones baseboard and practise adding and subtracting 10 from your number.</p>	<p>Find some things you can use to share out, to practise finding fractions of amounts. E.g. raisins, grapes, sweets etc.... Share them out between 2 teddies to find <math>\frac{1}{2}</math> and then between 4 teddies to find <math>\frac{1}{4}</math> of them. Draw a bar model split into 2 to find halves and into 4 to find quarters. Link to video on fractions of amounts: <a href="https://www.youtube.com/watch?v=PgrF1TYXP6Y&amp;t">https://www.youtube.com/watch?v=PgrF1TYXP6Y&amp;t</a></p>	<p>How many 2D and 3D shapes can you name? Go around your house/garden and make a list of all the circles, squares, rectangles and triangle shapes you can see. Can you find any other 2D shapes? Then go around looking for 3D shapes (cubes, cuboids, cylinders and spheres). Can you find any others?</p>
<p>Ask someone at home for some money. Can you identify all the coins? Can you make 50p? Can you find a different way to make 50p, using different coins? Try this for different amounts.</p>	<p>Find as many ways as you can to make 20 and record them in number sentences around the number.</p>	<p>Practice adding numbers together by playing games with dice.</p> 	<p>Play the 'Guess my Number' place value game. Make 2 sets of 2-digit</p> <p>Link to 'Guess my Number' video: <a href="https://www.youtube.com/watch?v=wzvQ5R-A0Bk&amp;list=PLWIJ2KbiNEyoBDc5yLJ4PaiaY3o5E5xCB&amp;index">https://www.youtube.com/watch?v=wzvQ5R-A0Bk&amp;list=PLWIJ2KbiNEyoBDc5yLJ4PaiaY3o5E5xCB&amp;index</a></p>
<p>Find things around the house you can use to practise division as sharing and division of grouping. You could use raisins, grapes, lego bricks etc... Link to video on division as grouping and sharing: <a href="https://www.youtube.com/watch?v=bdqIIPNNhuI">https://www.youtube.com/watch?v=bdqIIPNNhuI</a></p>	<p>Choose 5 objects from around your house and use your hand to measure the length of each object. Write them down and ask yourself, what is the longest object you have in your house? How many hand lengths is it?</p>	<p>Practise counting in 2s, 5s, 10s. This could be through chanting or singing songs. See this video for inspiration: <a href="https://www.youtube.com/watch?v=_a_wKIEMyleA&amp;list=PLoVX9I4LBv-E5eJuReaD5Itt0QEJt4_sX">https://www.youtube.com/watch?v=_a_wKIEMyleA&amp;list=PLoVX9I4LBv-E5eJuReaD5Itt0QEJt4_sX</a></p>	<p>Find different objects from around your home, can you put them in order from tallest to shortest and longest to shortest?</p>

## Cherry Class – Home Learning Grid for Creative Curriculum

<p>Create a space picture. Your child could use paint, collage materials, crayons or felt tip pens. They could include a space rocket or even aliens.</p> 	<p>Write a list of items in your home and record what material they are made from. e.g. kitchen table- wood radiator- metal</p>	<p>Create or draw your own safari animal thinking about the colours and patterns of different animals.</p> 	<p>With an adult make some food from a different country. Take photos or draw a picture. We hope it is tasty</p> 
<p>Become a leaf explorer and see how many different types of leaves you can find in your garden or in the park. Can you use them to create a picture?</p> 	<p>Make a Gingerbread Man. Use scales to weigh out the ingredients. Make sure you eat him before he runs away!</p> 	<p>Design a new home for the three little pigs. Make sure its wolf proof.</p> 	<p>Make a 2D or 3D self-portrait out of paper, playdough, lego or other interesting materials.</p> 
<p>Can you research lots of interesting facts about your body? Create a colourful poster.</p> 	<p>Find some smooth pebbles. Paint them and turn them into colourful creatures.</p> 	<p>Use a range of materials to create your very own shoebox garden. Find an old shoebox and fill it either with natural materials (grass, seeds, flowers, wood), man-made materials (paper, card, plastic) or you could use a mixture of both types of materials.</p>	<p>Draw a rainbow outline or print one out from the computer. Decorate/fill in the colours of the rainbow using lots of different materials/mediums (e.g. colouring pencils, magazine or newspaper cuttings, paint, tissue paper, sequins etc.)</p>

